

Medical Education Diversity, Equity, & Inclusion (DEI)

Gender



Female 75%
Male 25%

Ethnicity



Hisp/Latino 57%
Non-Hisp/Non-Latino 43%

Race



White 74%
Asian 13%
Black/ AA 4%
AI/AN 3%
NH or other PI 0%
Not Reported 6%
White/Asian 0.7%
White/Black 1%

2023-2024 DEI Events

- DEI Champions meetings
- Observances
- Education & Training
 - 8 Grand Rounds in 2023
 - 3 Grand Rounds in 2024
 - Training to FNS
 - DEI Champions Journal Club
 - Milestones Article
- DEI Champions breakfast
- Early Careerists ERG
- DEI Column Project

Background







Rural Residential 11%
Disadvantaged 17%
Not Reported 1%

Residents and Fellows – AY 2023-2024

Medical Education

Diversity, Equity, & Inclusion (DEI) 4-Year Trends

	AY- 2020-2021	AY- 2021-2022	AY- 2022-2023	AY- 2023-2024
Gender				
 Female	71%	71%	75%	75%
Male	29%	29%	25%	25%
Background				
 Rural Residential	9%	12%	11%	11%
Disadvantaged	14%	17%	16%	17%
Not Reported				1%
Ethnicity				
 Hisp/Latino	55%	56%	56%	57%
Non-Hisp/Non-Latino	41%	43%	43%	43%
Not Reported	4%	1%	1%	0%
Race				
 White	63%	78%	77%	74%
Asian	11%	12%	13%	13%
Black/ AA	5%	6%	6%	4%
AI/AN	1%	2%	2%	3%
NH or other PI	N/A	1%	1%	0%
Not Reported	16%	1%	3%	6%
White/Asian	1%	N/A	1%	0.7%
White/Black	1%	N/A	N/A	1%

Residents and Fellows